

*Juneau School District
Parent Survey 2011*

Prepared for:
Juneau School District



Research-Based Consulting
Juneau
Anchorage

June 2011

Juneau School District Parent Survey 2011

Prepared for:
Juneau School District

Prepared by:



Juneau • Anchorage

June 2011

Table of Contents

- Executive Summary 1**
 - Confidence in Juneau School District 1
 - Satisfaction with Teachers..... 1
 - Confidence in Children’s School 2
 - Satisfaction with Changed School Start Time 2
- Introduction and Methodology 3**
- Elementary School Parents..... 4**
 - Satisfaction with Teachers..... 4
 - Confidence in School..... 4
 - Satisfaction with Earlier School Start Time..... 5
- Middle School Parents..... 6**
 - Satisfaction with Teachers..... 6
 - Confidence in School..... 6
 - Future High School Selection 7
- High School Parents 8**
 - High School..... 8
 - Satisfaction with Teachers..... 8
 - Confidence in School..... 9
 - Satisfaction with Later School Start Time 9
 - Feeling of Connectedness 10
 - Participation in Activities..... 11
 - School Climate 12
- Parents of Graduates and Non-Graduates 14**
 - Post-Graduation Activities..... 14
 - Preparation for Life After Graduation 14
 - Students Who Left the District Without Graduating 15
- All Parents 16**
 - Confidence in School District..... 16
 - Feeling Informed About Children’s Education 16
 - Preferred Methods of Communication 17
 - Home Internet Access..... 18
 - Purpose of Early Release..... 18
- Sample Characteristics 19**
- Appendix..... 21**
 - Open-Ended Responses 21
 - Other Responses..... 23
 - Survey Instrument 25

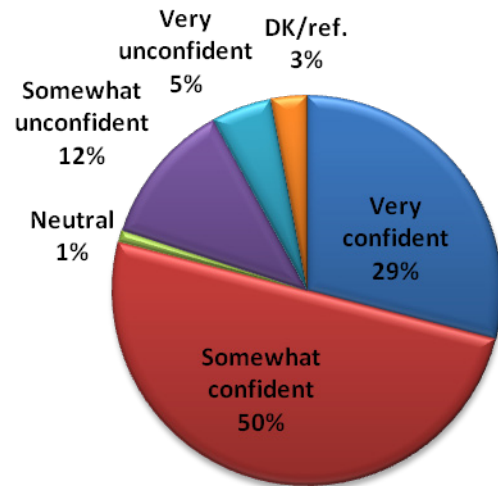
Executive Summary

The Juneau School District contracted with McDowell Group, Inc., a Juneau-based research and consulting firm, to survey Juneau parents on their opinions and attitudes regarding their children's schools as well as the school district in general. The survey was conducted by telephone in early May 2011 with 459 randomly selected parents in the district, representing 850 students. Following are key findings from the survey.

Confidence in Juneau School District

- Four out of five Juneau parents (79 percent) feel at least somewhat confident in the Juneau School District, including 29 percent who feel very confident. Seventeen percent do not feel confident in the district.
- Elementary parents feel the most confidence in the district (31 percent very confident), followed by middle school parents (28 percent), then high school parents (23 percent).
- Overall confidence in the district appears to have decreased slightly since 2010, when 83 percent of parents felt somewhat or very confident, and 15 percent felt somewhat or very unconfident.

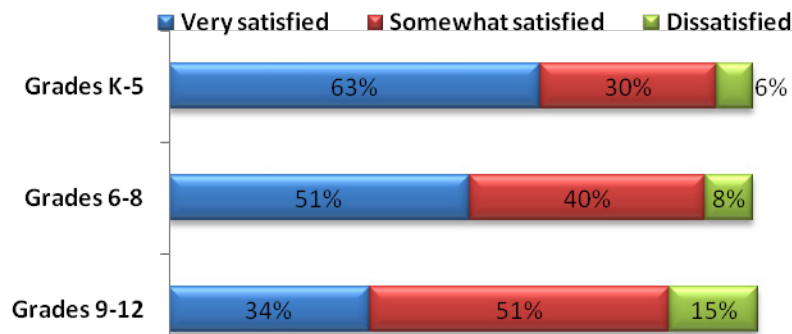
Confidence in Juneau School District



Satisfaction with Teachers

- Satisfaction with teachers is generally high among Juneau parents, with between 85 and 93 percent of parents at least somewhat satisfied with their children's teachers. Satisfaction was highest among elementary parents, 63 percent of whom were very satisfied, followed by middle school parents at 51 percent very satisfied, then high school parents at 34 percent very satisfied. Results are similar year to year.

Satisfaction with Children's Teachers

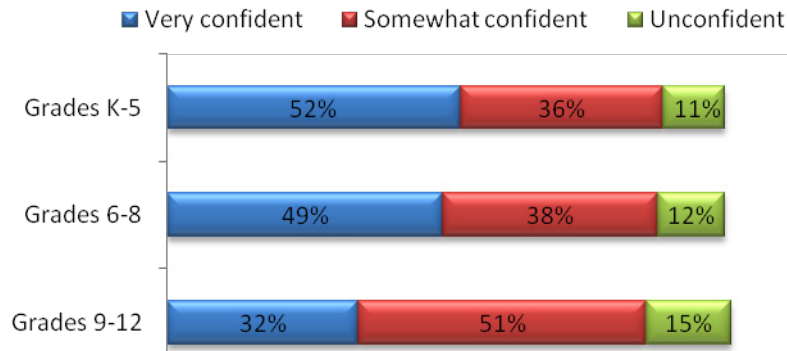


Note: "Dissatisfied" includes "somewhat dissatisfied" and "very dissatisfied."

Confidence in Children’s School

- Juneau parents are generally confident in their children’s schools, with between 85 and 88 percent at least somewhat confident. Similar to the teacher ratings, elementary parents expressed the highest confidence at 52 percent very confident, followed by middle school parents at 49 percent, then high school parents at 32 percent.
- Results were similar year to year with the exception of middle school parents. Their very confident level increased from 39 percent in 2010 to 49 percent in 2011.

Confidence in Children’s School



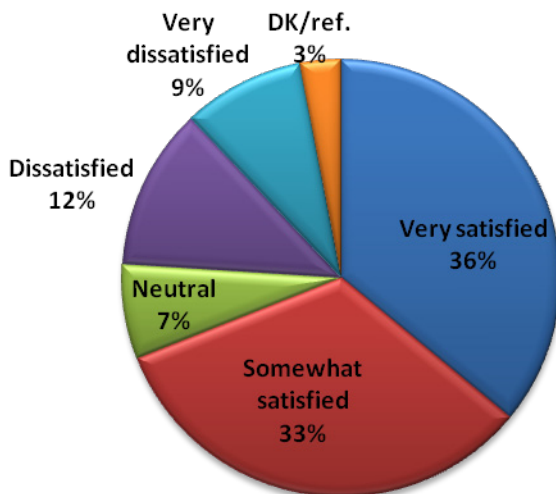
Note: “Unconfident” includes “somewhat unconfident” and “very unconfident.”

Satisfaction with Changed School Start Time

- Elementary parents were much more likely to be satisfied (69 percent) than dissatisfied (21 percent) with the earlier school start time. In contrast, high school parents were more evenly split on the later school start time: 56 percent were satisfied and 40 percent were dissatisfied. Among elementary and high school parents, satisfaction increased and dissatisfaction decreased 2010 to 2011.

Satisfaction with Changed School Start Time

Elementary Parents



High School Parents



Introduction and Methodology

The Juneau School District contracted with McDowell Group, Inc., a Juneau-based research and consulting firm, to survey Juneau parents on their opinions and attitudes regarding their children's schools as well as the school district in general.

The survey was designed by the McDowell Group study team in cooperation with Juneau School District staff. Nearly all of the questions were duplicated from a parent survey conducted in 2010; where applicable, results from the two surveys are compared in the analysis.

Survey fielding was conducted in early May 2011. A total of 459 parents were contacted, randomly selected from a list of all K-12 students in the district with parents' contact phone numbers. These 459 parents had a total of 850 students currently enrolled in the district, plus 57 who had graduated in 2009 or 2010. The total sample has a maximum margin of error of ± 4.3 percent at the 95 percent confidence level. (Sub-samples have higher margins of error.)

The table below shows the sample sizes for the survey. There are two sample sizes for each age group: one is the total number of parents surveyed for each age group, and the second is the number of children represented by these parents (some questions were repeated if a parent had more than one child within each age group).

**Juneau School District Parent Survey 2010 and 2011
Sample Sizes**

	2010 Sample Sizes	2011 Sample Sizes
Total number of parents surveyed	452	459
Total number of students in surveyed households	810	907
K-5 parents surveyed	256	275
K-5 students in surveyed households	363	388
Middle school parents surveyed	176	188
Middle school students in surveyed households	196	212
High school parents surveyed	210	205
High school students in surveyed households	251	250
Graduates (2008 or 2009) parents surveyed	54	52
Graduates in surveyed households	59	57

Survey results are presented by grade group: elementary, middle, then high school parents. The final section presents results for the questions asked of all parents. The Appendix includes answers to open-ended questions and uncoded responses, as well as the survey instrument.

Elementary School Parents

The survey identified 275 parents who had at least one child in kindergarten through fifth grade. These parents had a total of 388 children in those grades.

Satisfaction with Teachers

- Parents expressed high levels of satisfaction with their elementary children’s teachers, with over six out of ten very satisfied and 30 percent satisfied. These results are similar to 2010, when 60 percent were very satisfied and 35 were satisfied. Only 6 percent were dissatisfied, which is a small increase from 2010 when only 3 percent were dissatisfied.

In general, are you very satisfied, somewhat satisfied, somewhat dissatisfied or very dissatisfied with his or her teachers?

Base: Has at least one K-5 child; question asked for each child

	2010 % of Base n=363	2011 % of Base n=388
Very satisfied	60%	63%
Somewhat satisfied	35	30
Neutral	-	1
Somewhat dissatisfied	2	4
Very dissatisfied	1	2
Don’t know/refused	2	1

Confidence in School

- Confidence in their children’s school was high among parents of elementary students, with just over half saying they are very confident and another 36 percent saying they are somewhat confident. Eleven percent were not confident, a slight increase from 2010 when only 7 percent were not confident.

Overall, are you very confident, somewhat confident, somewhat unconfident, or very unconfident with your children’s school?

Base: Has at least one K-5 child; question asked for each child

	2010 % of Base n=256	2011 % of Base n=275
Very confident	48%	52%
Somewhat confident	43	36
Neutral	3	1
Somewhat unconfident	5	8
Very unconfident	2	3
Don’t know	-	1

Satisfaction with Earlier School Start Time

- Parents were much more likely to be satisfied (69 percent) than dissatisfied (21 percent) with the earlier school start time. Compared to 2010, satisfaction with an earlier start time has increased from 64 percent to 69 percent and dissatisfaction has decreased from 24 percent to 21 percent.

Regarding this year's earlier school start time, are you very satisfied, somewhat satisfied, somewhat dissatisfied, or very dissatisfied?

Base: Has at least one K-5 child; question asked for each child

	2010 % of Base n=256	2011 % of Base n=275
Very satisfied	32%	36%
Somewhat satisfied	32	33
Neutral	8	7
Somewhat dissatisfied	13	12
Very dissatisfied	11	9
Don't know/refused	4	3

Middle School Parents

The survey identified 188 parents who had at least one child in middle school. These parents had a total of 212 children in middle school.

Satisfaction with Teachers

- Parents tended to be satisfied with their middle school children’s teachers, with over half very satisfied and 40 percent satisfied. Only 8 percent were dissatisfied.
- Net satisfaction (very satisfied and somewhat satisfied combined) is comparable from 2010 to 2011 (89 percent in 2010 versus 91 percent in 2011). Net dissatisfaction is the same year to year (8 percent).

In general, are you very satisfied, somewhat satisfied, somewhat dissatisfied or very dissatisfied with his or her teachers?

Base: Has at least one child grade 6-8; question asked for each child

	2010 % of Base n=196	2011 % of Base n=212
Very satisfied	44%	51%
Somewhat satisfied	45	40
Neutral	2	-
Somewhat dissatisfied	5	7
Very dissatisfied	3	1
Don't know/refused	1	-

Confidence in School

- Parents also tended to be confident in their children’s middle school, with 87 percent at least somewhat confident, and only 12 percent not confident.
- Compared to 2010, parents who were very confident increased from 39 percent to 49 percent. Net confidence increased from 83 percent in 2010 to 87 percent in 2011.

Overall, are you very confident, somewhat confident, somewhat unconfident, or very unconfident in your children’s middle school?

Base: Has at least one child grade 6-8

	2010 % of Base n=176	2011 % of Base n=188
Very confident	39%	49%
Somewhat confident	44	38
Neutral	1	-
Somewhat unconfident	8	9
Very unconfident	3	3
Don't know/refused	6	1

Future High School Selection

- About half of middle school children in surveyed households were bound for Juneau-Douglas High School, while 39 percent were likely to attend Thunder Mountain High School. Percentages were similar in 2010.

Can you tell me which high school this student is most likely to attend?

Base: Has at least one child grade 6-8; question asked for each child

	2010 % of Base n=196	2011 % of Base n=188
Juneau-Douglas HS	44%	52%
Thunder Mountain HS	42	39
Other	1	2
Don't know/refused	13	7

- Location was the most important factor in the decision of which high school to attend, mentioned by 60 percent of parents. Curriculum was the second most-common factor, followed by friends, student's decision, specific programs/classes, and teachers. A full list of other responses can be found in the Appendix.
- In the 2010 survey, the number one response was location, mentioned by 59 percent of parents. The second most-common response was curriculum, mentioned by 23 percent. All other responses were mentioned by 10 percent or fewer respondents.

What are the two most important factors in the decision of which high school your children will attend?

Base: Has at least one child grade 6-8

	2010 % of Base n=175	2011 % of Base n=185
Location	59%	60%
Curriculum	23	18
Student's decision	4	15
Specific programs/classes	n/a	15
Teachers	10	10
Friends	10	9
Siblings	10	9
Themed academics	6	9
Other	22	7
Sports/activities	10	7
New facility	n/a	3
Learning communities	2	2
Special education/needs	n/a	2
Class size	n/a	2
Fewer drugs	n/a	2
General studies	n/a	1
Don't know/refused	6	4

High School Parents

The survey identified 205 parents who had at least one child in high school. These parents had a total of 250 children in high school.

High School

- Of the surveyed households, 60 percent of students attend JDHS, while 37 percent attend TMHS and 2 percent attend Ya'Koos. These figures closely match the 2010 results.

Which high school does he or she attend?

Base: Has at least one child grade 9-12; question asked for each child

	2010 % of Base n=251	2011 % of Base n=250
Juneau-Douglas HS	63%	60%
Thunder Mountain HS	34	37
Ya'Koos	3	2
Don't know/refused	-	-

Satisfaction with Teachers

- Parents tended to be satisfied with their high school student's teachers, with 84 percent at least somewhat satisfied and only 15 percent dissatisfied. These results are similar to last year's results.
- Overall, satisfaction ratings were lower than for parents with either middle school or elementary students. Just over one-third of high school parents (34 percent) were very satisfied, compared to nearly two-thirds percent of K-5 parents and half of middle school parents.

In general, are you very satisfied, somewhat satisfied, somewhat dissatisfied or very dissatisfied with his or her teachers?

Base: Has at least one child grade 9-12; question asked for each child

	2010 % of Base n=251	2011 % of Base n=250
Very satisfied	35%	34%
Somewhat satisfied	49	51
Neutral	2	<1
Somewhat dissatisfied	10	13
Very dissatisfied	3	2
Don't know/refused	1	-

Confidence in School

- The vast majority of high school parents expressed confidence in their high school students' school, with 83 percent confident and 15 percent unconfident.
- As with satisfaction with teachers, confidence levels were lower among high school parents (32 percent very confident) compared with middle school parents (49 percent very confident) and elementary school parents (52 percent very confident).

Overall, are you very confident, somewhat confident, somewhat unconfident, or very unconfident with your children's school?

Base: Has at least one child grade 9-12; question asked for each child

	2010 % of Base n=251	2011 % of Base n=250
Very confident	30%	32%
Somewhat confident	49	51
Neutral	3	1
Somewhat unconfident	9	14
Very unconfident	4	1
Don't know/refused	4	1

Satisfaction with Later School Start Time

- Over half (56 percent) of high school parents were satisfied with the later school start time, while 40 percent were dissatisfied. This differs from 2010 when 45 percent were satisfied and 47 were dissatisfied.

Regarding this year's later school start time, are you very satisfied, somewhat satisfied, somewhat dissatisfied or very dissatisfied?

Base: Has at least one child grade 9-12

	2010 % of Base n=213	2011 % of Base n=205
Very satisfied	18%	28%
Somewhat satisfied	27	28
Neutral	4	3
Somewhat dissatisfied	15	19
Very dissatisfied	32	21
Don't know/refused	4	<1

- Disruption to home/family life was the top reason for dissatisfaction with later school start time, followed by after school job and sports/activities. In 2010, the top reasons for dissatisfaction were sports activities, followed by disruptive to home/family life and not enough time for homework. A complete list of other responses, along with the verbatim responses that were grouped into the responses below, can be found in the Appendix.

Why aren't you satisfied?

Base: Dissatisfied with later school start time

	2010 % of Base n=98	2011 % of Base n=80
Disruptive to home/family life	18%	34%
After school job	29	30
Sports/activities	29	29
Less sleep/stay up late	12	24
Poor preparation for real life/future	n/a	20
Promotes laziness/irresponsibility	n/a	19
Transportation	12	13
Not enough time for homework	18	8
Child/sibling care	11	8
Other	25	8
Don't know/refused	4	4

Feeling of Connectedness

- About four out of five high school parents believe their students feel at least somewhat connected to their school, while 15 percent were perceived as feeling disconnected. Feeling disconnected has decreased from 2010 to 2011 (20 percent to 15 percent).

Would you say that this student feels very connected, somewhat connected, somewhat disconnected, or very disconnected from their school?

Base: Has at least one child grade 9-12; question asked for each child

	2010 % of Base n=251	2011 % of Base n=250
Very connected	40%	44%
Somewhat connected	39	40
Neutral	<1	<1
Somewhat disconnected	16	9
Very disconnected	4	6
Don't know/refused	1	1

- Parents of children perceived as disconnected cited relationship with teachers as the most common problem, followed by social problems and doesn't like school.

Why do you think this student does not feel connected to their school?

Base: Student feels disconnected

	2010 % of Base n=50	2011 % of Base n=36
Relationship with teachers	33%	42%
Social problems	21	25
Doesn't like school	19	17
Bullying	n/a	6
Not engaging/challenging	23	3
Home-schooled	4	-
Other	27	28
Don't know/refused	4	14

Participation in Activities

- Three-quarters of students in the surveyed households participated in school district-sponsored sports or other extra-curricular activities during the last school year. The results are nearly the same as 2010.

At any point during the last school year, did he/she participate in Juneau School District-sponsored sports or other extra-curricular activities?

Base: Has at least one child grade 9-12; question asked for each child

	2010 % of Base n=251	2011 % of Base n=250
Yes	74%	76%
No	26	24
Don't know/refused	-	-

- The most common reason cited for students not participating in sports or activities was "not interested." Other responses included don't like the programs offered and child's lack of ability. A complete list of other responses can be found in the Appendix.

What are the main reasons your child didn't participate in any school-sponsored activities?

Base: Student does not participate

	2010 % of Base n=64	2011 % of Base n=55
Not interested	52%	53%
Don't like programs offered	3	15
Child's lack of ability	3	9
Medical	n/a	7
No time	3	5
After-school job	6	2
Other (non-school) activities	6	2
Busy with homework	4	2
Cost too much	2	2
Lack of transportation	-	-
Other	21	20
Don't know/refused	14	5

School Climate

Parents were read a series of four statements related to school climate and asked whether they agreed or disagreed.

- The statement with the highest level of agreement was "My student's school encourages mutual respect between students and school personnel:" 86 percent of parents agreed and only 13 percent disagreed.
- Parents also tended to agree with the statements "My student's teachers know his or her academic abilities well" (83 percent agreement) and "My student's school provides a personal, caring environment" (80 percent agreement).
- The statement with the lowest level of agreement was "My student's teachers are familiar with his or her life outside of school," with 45 percent agreeing and 45 percent disagreeing.
- Almost all the results are similar from 2010 to 2011.

Please tell me if you strongly agree, agree, disagree, or strongly disagree with the following statements as they apply to your child's high school.

Question asked for each child

n=250	Strongly agree		Agree		Disagree		Strongly disagree		Don't know/ Refused	
	2010	2011	2010	2011	2010	2011	2010	2011	2010	2011
My student's school provides a personal, caring environment.	23%	23%	57%	58%	16%	15%	4%	2%	3%	2%
My student's school encourages mutual respect between students and school personnel.	23	23	62	63	9	8	4	3	5	3
My student's teachers know his or her academic abilities well.	25	24	58	56	13	14	3	3	4	3
My student's teachers are familiar with his or her life outside of school.	12	13	40	32	32	37	10	8	11	10

Parents of Graduates and Non-Graduates

The survey identified 52 parents who had at least one child who graduated in 2009 or 2010. These parents had a total of 57 children who had graduated. The survey also identified 14 parents with a child who had left the school district in 2009 or 2010 without graduating.

Post-Graduation Activities

- Two-thirds of students who had graduated had gone on to college, while 23 percent were employed as their main activity.
- The college and job results are similar to 2010; however, in 2011 parents mentioned training (4 percent) and military (2 percent), which were not mentioned in 2010.

What was his/her main activity in the year following graduation?

Base: At least one child graduated in 2008 or 2009; question asked for each child

	2010 % of Base n=59	2011 % of Base n=57
College	67%	67%
Job	28	23
Training	-	4
Military	-	2
Other	-	-
Don't know/refused	11	5

Preparation for Life After Graduation

- Nearly half of parents thought the Juneau School District had prepared their student well or very well for life after graduation, while another 37 percent said the district had prepared them adequately. Sixteen percent felt the district had prepared them poorly or very poorly.
- In 2010, 95 percent said the Juneau School District had prepared their student well or very well for life after graduation. This differs from 2011 when 48 percent felt the Juneau School District had prepared their student well or very well for life after graduation.

Do you feel the Juneau School District prepared this student very well, well, adequately, poorly, or very poorly for their life after graduation?

Base: At least one child graduated in 2009 or 2010; question asked for each child

	2010 % of Base n=59	2011 % of Base n=57
Very well	67%	18%
Well	28	30
Adequately	-	37
Poorly	-	11
Very poorly	-	5
Don't know/refused	11	-

Students Who Left the District Without Graduating

- Only 14 parents reported having students who left the school district without graduating. Of these parents, six said their students transferred to another district. Other reasons cited included had a child, got a job, retook HSGQUE for diploma, dissatisfied at school, and not focused.

This section presents results to questions asked of all 459 parents contacted for the survey. In total, these parents reported 850 students in their households currently enrolled in the Juneau School District.

Confidence in School District

- Nearly four out of five Juneau School District parents (79 percent) feel at least somewhat confident in the Juneau School District, including 29 percent who feel very confident. Seventeen percent do not feel confident in the district.
- In 2010, one-quarter of parents were very confident (compared to 29 percent in 2011); 58 percent were somewhat confident (compared to 50 percent in 2010); 12 percent were somewhat unconfident (same as 2011); and 5 percent were very unconfident (compared to 3 percent in 2010).

Overall, are you very confident, somewhat confident, somewhat unconfident, or very unconfident in the Juneau School District?

	2010 % of Total n=452	2011 % of Total n=459
Very confident	25%	29%
Somewhat confident	58	50
Neutral	3	1
Somewhat unconfident	12	12
Very unconfident	3	5
Don't know/refused	<1	3

- Parents who said they were somewhat or very unconfident in the Juneau School District were asked why. A list of verbatim responses can be found in the Appendix.

Feeling Informed About Children's Education

- Half of Juneau School District parents felt very informed about their children's education, while 42 percent felt somewhat informed. Only 7 percent did not feel informed. These results are similar to 2010.

Overall, do you feel very informed, somewhat informed, or not informed about your children's education?

	2010 % of Total n=452	2011 % of Total n=459
Very informed	46%	50%
Somewhat informed	47	42
Not informed	6	7
Don't know/refused	1	1

Preferred Methods of Communication

- By far, the most preferred method for receiving information from teachers was email, selected by 80 percent of parents. Other methods of communication included teacher phone calls, letters, and conferences.
- E-mail has increased as the preferred method for receiving information from teachers since 2010 (71 percent to 80 percent).
- A list of all other responses can be found in the Appendix.

Which of the following are the best ways for you to receive information from your children's teachers?

	2010 % of Total n=451	2011 % of Total n=456
Email	71%	80%
Teacher phone calls	34	36
Parent/teacher conference	29	35
Letters sent home	31	28
Other	4	<1
Don't know/refused	<1	<1

- When receiving information from the Juneau School District, 70 percent of parents selected email as a preferred method of receiving information. Automated phone calls were chosen by nearly half of parents, while letters sent home were chosen by one-quarter of parents.

Which of the following are the best ways for you to receive information from the Juneau School District office?

	2010 % of Total n=451	2011 % of Total n=455
Email	65%	70%
Automated phone calls	48	49
Letters sent home	34	24
Parent/teacher conference	12	11
School district website	12	10
Radio	9	8
Newspaper	6	7
Other	<1	1
Don't know/refused	-	<1

Home Internet Access

- Parents were asked a question about having a computer at home with internet access. Over nine out of ten Juneau School District parents have a computer at home with internet access. Only 6 percent did not.

Do you have a computer or other device with internet access in your home?

	2011 % of Total n=459
Yes	93%
No	6
Don't know/refused	<1

Purpose of Early Release

- Parents were asked if they understood the purpose behind the early release practice. Nearly three-quarters of the parents said they did understand the practice, while over one-quarter said they did not.

The Juneau School District has a one-hour early release every other Monday in its schools. Do you understand the purpose behind that practice?

	2011 % of Total n=459
Yes	72%
No/Don't know	28

Sample Characteristics

- The survey included a question on parent ethnicity. Surveyed parents were most likely to be White/Caucasian at 71 percent, followed by Alaska Native/American Indian at 16 percent.
- The average household size was 4.2 people.
- Women accounted for 68 percent of survey respondents.

• Demographics

	% of Total
Ethnicity	
White	71%
Alaska Native/American Indian	16
Asian	5
Hispanic or Latino	3
Pacific Islander/Pacific Islander	2
Black or African American	<1
Household size	
One	-
Two	6
Three	25
Four	36
Five	20
Six plus	13
Average household size	4.2
Gender	
Male	32
Female	68

- The table below shows the percentage of the total sample with children in their household by grade level: elementary, middle, and high school. It also shows the average number of children of each grade level based to all surveyed households.

Grade Levels of Children in Household

	% of Total n=459
Has grade K-5 children in household	60%
Average number of grade K-5 children	0.9
Has grade 6-8 children in household	41%
Average number of grade 6-8 children	0.5
Has grade 9-12 children in household	45%
Average number of grade 9-12 children	0.5
Had children in Class of 2009 or 2010	11%
Average number of graduates	0.1
Had children who did not graduate	3%

- Forty percent of parents had attained a Bachelor's degree, including 15 percent who had attained a Master's, PhD, or other advanced degree.

Education Level

	% of Total n=459
HS or less	19%
Some college	40
Bachelor's	25
Master's/PhD/professional degree	15
Don't know/refused	1

Open-Ended Responses

Why aren't you confident in the Juneau School District?

All of the students are not treated equally because of the color of skin and social economic differences. Some immersion programs are lacking in some elementary schools. They serve smaller selective groups at elementary schools, labeling student's to get funding. For example: Special Ed. They need to take more traditional approaches, dealing with behavior appropriately.

At high school level the push to create two high school's offering some courses would result in neither one meeting needs of colleges.

Because I don't know what is going to happen next. Haven't been in the school district long. Politics are involved in education.

Because my son went to college and could not read. He took three years of Algebra due to poor teachers.

Child is constantly on cell phone and no monitoring while in school.

Culture of the teenagers in town- percentage of dropouts, teenagers are promoted to next grade level despite not knowing or retaining skills and information from the previous grades they are pushed through. Juneau School District does not have the balls to fail or hold back students that under perform.

Disappointed in the lack of discipline. I feel like Juneau Schools are behind lower 48 schools.

Don't feel the school board listens to parents, they have their own agenda.

Don't take parents advice

Each school is very different. No rapport between schools.

Each school very different. No rapport between each other.

Falling apart. Programs are screwy. Poor idea to add new school. Will probably put in private school next year. Not enough availability or resources for gifted students.

General trend is to tailor education to lower performing kids in class. Awful lot of time spent on extracurricular activities.

I am not confident because of their lack of focus and that they allow different rules for each school. They should be unified for both high schools.

I am not confident in the Juneau School District because of a lack of involvement and information from the teacher's.

I am not happy with the superintendent's literacy program. Children are not meeting national literacy standards.

I believe that the school districts standards are too low.

I don't agree with their curriculum.

I don't like mismanagement, lack of responsiveness to bullying. Inconsistency in support & staff.

I don't like that they don't follow up with paperwork.

I don't like the administration. I feel that the schools are out of touch with cultural needs. I get the feeling that many teachers don't take their jobs seriously.

I don't think the administration has the kids interest at heart, but instead are more concerned about the administration itself. Budget and Finance allocates its resources horribly.

I feel like many things are left up in the air until the last minute, for example: times school starts. It's hard to find solid information. It is hard to find out info when calling in, even from the teachers.

I have employed kids that have been in the school district and they don't seem adequately prepared.

Because we are focused on everything but the children's education. I want my children teacher's to be

more engaged with the kids. We need other options, possibly private schools.

I have had problems with certain people in the District.

I know they can do better.

I think Juneau School District should expand the Montessori/Aurora Borealis and charter school because of the demand for them because of their success.

I think the teachers lack a "sense of humor". Administration punishes without investigating.

I think their academic standards are slipping.

I think they spend a lot of money and we aren't getting our money's worth. The teachers are overpaid.

In elementary grades the math taught is not teaching the basics of math. Middle school teaches different math very confusing for students.

In high school kids are not getting the education they need for college. In elementary they track the lower level, so medium and advanced students are left behind.

Kids are doing less school work.

Kids are not adequately prepared for life after school. Need more general courses for the kids who are struggling.

Lack academic rigor, course selection and usage wastes last year of high school.

Misallocation of resources.

My child needs more assistance than some, and currently using JYS services. My child is bullied often, and nothing is done until I call the school. Also when my child does get in trouble I have asked the principal that I get a phone call when this happens, but I have not been getting notified when there is a problem.

My middle schooler has ADHD and some behavioral problems I don't feel are properly addressed.

Lack of communication.

My son has ADD and is in 504 Program and the teacher's do not communicate with him well.

Needs to understand assessments better, incorporate experience with learning, and revamp the tech program.

No communication with the parents.

No parent input.

Not a strong school district.

One of my children was bullied and the teachers and the principal didn't listen to her.

Our students are performing below national standards.

Since moving to Juneau, oldest child's progress and acceleration learning has decreased at a rapid rate. Part of reason moving out of Juneau because of the loss of learning rate for their son.

Some changes are so sudden. It feels like there is no plan and they don't take input.

Students have too much time off.

Teachers are not engaged with students.

Teacher's call for less involvement as students get older. No feedback. No good stuff to say, only bad.

Teachers seem to not want to teach. Not willing to teach. They want to push kids into special education rather than take time to teach the kid. Early release another waste of time. Out of school more than in school. Pretty Pathetic.

Teachers take no responsibility for students bad grades. My child has been left behind because the teachers won't spend time to work with him and help him.

The academic standards should be higher. If the student is in the middle they get left behind.

The administration doesn't handle disciplinary issues well.

The curriculum is based on history. They have too many students per class.

The direction the leadership is heading. Programs and Specialist are being changed and teacher coaching is bad.

The lack of communication, the lack of response, the lack of consistency between teacher's and

programs, like Parent Connect. Teachers are not using it regularly and updating the grade reports for each month.

The principal was not visible to the kids or parents. The staff had low morale and children are not treated with respect. Poor quality teachers and the administrative response to the situation was not satisfactory and seemed to be limited to teacher tenor/union.

The problems with students in middle school is they are not getting the guidance needed.

The quality of some of the teacher's is poor.

The school district needs to train the teachers in communicating to the parents. And to be better trained in how they should approach any possible special needs with a child.

The school was juggling classes around too much. the school said he needed to take more classes when all he needed was 1/2 credit more.

The schools don't communicate with parents. I think the school district is pathetic.

The students are not a priority. Students with different learning styles are lost through the cracks. The teachers just don't care anymore. The kids are expected to grade their own homework. There is no accountability between teachers and students.

There are many different types of learners and not many schools learn.

They allow hazing in the school.

They are not academically challenging enough for our students.

They only focus on the lowest performing student because all they care about are graduation rates.

They put the best teachers with the lowest performing students leaving other students out.

Very disappointed with early outs. It takes too much time away from classroom education.

We do not feel that the standardized curriculum is a correct approach for many of the students. The district needs to reevaluate how it treats the standardized testing. We feel that the actions of the school district as far as their desire to implement a standard curriculum is not communicated well to parents.

Weak academics, communication gaps between staff ignoring the bully.

Won't submit a recommendation even though student has a 3.5 GPA.

Other Responses

Can you tell me which high school this student is most likely to attend?

Going back to Oklahoma

I am sending them down south for HS.

Moving.

Mt. Edgecumbe.

Neither.

We will be moving.

What are the two most important factors in the decision of which high school your children will attend?

A lot more respectful kids and better

Atmosphere at T.M.H.S

Attitude of kid's and administration.

Best fits child's personality.

Best school based on child's personality.

Bussing.

Choice, only factor.

Discipline.

Moving from Juneau

Moving.
Moving.
Other parents' opinions.
Parent went there.
Parents' alma mater.
School Culture.
Smaller school.
Smaller than alternatives.
Thunder Mountain bad.
Transportation purposes.
Transportation.
Upper level classes.

Which high school do they attend?

Homebridge x 3

Why do you think this student does not feel connected to their school?

Child does not think school is important and they are just pushed through it.
Did not need many credits and only took a few classes so was not at school much.
Discouraged because he thought he only needed 1/2 credit to graduate but the school said he needed more so he didn't take them.
First year in public school system.
Has serious health issues, school can't accommodate.
He has a bad attitude and uses drugs.
He has ADD and is in the 504 Program and does not get the teacher's help that he needs.
Never has done well in school.
New to town.
No extra activities.
Not a good fit with all of the school's she has attended.
Transferred from Hawaii so she's behind in classes.

What are the main reasons your child didn't participate in any school-sponsored activities?

Does not offer fencing.
Fishing.
Grades not good enough.
Hard being a freshman. He gets picked on.
Just moved here.
No access because student attends alternative high school.
No programs available at Ya'Koos.
Peer pressure.
The only sport he liked was Hockey and when the coaches chose other skater's over him, he gave up his freshman year.
Too lazy.
Transferred late.

Why aren't you satisfied with the later school start time?

He misses the bus without supervision.

I don't like having to trust him to wake up and go to school. It also leaves no time for anything after school.

I don't like them leaving so late.

Poor judgment from the school, not a good idea to leave the kids to get to school on their own.

Scheduling conflicts.

Still groggy in the morning.

Younger students should start earlier.

Which of the following are the best ways for you to receive information from your children's teachers?

Doesn't trust them.

Personal calls

Phone Calls

Teacher calls

Survey Instrument

See attached.

Juneau School District: Parent Survey 2011

PHONE # _____

SURVEY # _____

INTERVIEWER NAME _____

DATE _____ Control # _____

Hi, this is _____ with the McDowell Group. We are conducting a survey of Juneau parents for the Juneau School District. I would like to ask you a few questions.

1. Are you the parent or guardian of at least one student currently enrolled in the Juneau School District?

1 Yes (skip to Q2)

2 No → 1a. Are you the parent or guardian of at least one student who graduated from the Juneau School District or left the district without graduating in either 2009 or 2010?

(If No, thank and end survey) 1 Yes (skip to Q26)

GRADES K-5

2. How many children in your household are currently enrolled in kindergarten through 5th grade?

_____ children (if 0, skip to Q8)
(if 1, skip to Q3)

1 Don't know/refused (skip to Q8)

(if 2+ I'm going to ask you about your oldest K-through-5 child first.)

3. In general, are you very satisfied, somewhat satisfied, somewhat dissatisfied or very dissatisfied with his or her teachers?

1 Very satisfied

3 Somewhat dissatisfied

5 Neutral

2 Somewhat satisfied

4 Very dissatisfied

6 Don't know/refused

IF 1 CHILD, SKIP TO Q6

4. In general, are you very satisfied, somewhat satisfied, somewhat dissatisfied or very dissatisfied with the teachers of the second student?

1 Very satisfied

3 Somewhat dissatisfied

5 Neutral

2 Somewhat satisfied

4 Very dissatisfied

6 Don't know/refused

IF 2 CHILDREN, SKIP TO Q6, if 3 children continue

5. In general, are you very satisfied, somewhat satisfied, somewhat dissatisfied or very dissatisfied with the teachers of the third student?

1 Very satisfied

3 Somewhat dissatisfied

5 Neutral

2 Somewhat satisfied

4 Very dissatisfied

6 Don't know/refused

6. Overall, are you very confident, somewhat confident, somewhat unconfident or very unconfident in your children's school?

1 Very confident

3 Somewhat unconfident

5 Neutral

2 Somewhat confident

4 Very unconfident

6 Don't know/refused

7. Regarding this year's earlier school start time, are you very satisfied, somewhat satisfied, somewhat dissatisfied, or very dissatisfied?

1 Very satisfied

3 Somewhat dissatisfied

5 Neutral

2 Somewhat satisfied

4 Very dissatisfied

6 Don't know/refused

GRADES 6-8

8. How many children in your household are currently enrolled in 6th through 8th grade?

- # _____ children (if 0, skip to Q15) 1 Don't know/refused (skip to Q15)
(if 1, skip to Q9)
(if 2+ I'm going to ask you about your oldest middle school child first.)

9. In general, are you very satisfied, somewhat satisfied, somewhat dissatisfied or very dissatisfied with his or her teachers?

- 1 Very satisfied 3 Somewhat dissatisfied 5 Neutral
2 Somewhat satisfied 4 Very dissatisfied 6 Don't know/refused

10. Can you tell me which high school this student is most likely to attend?

- 1 JDHS/Juneau-Douglas 3 Other _____
2 Thunder Mountain 4 Don't know/refused

IF 1 CHILD, SKIP TO Q13

11. In general, are you very satisfied, somewhat satisfied, somewhat dissatisfied or very dissatisfied with the second student's teachers?

- 1 Very satisfied 3 Somewhat dissatisfied 5 Neutral
2 Somewhat satisfied 4 Very dissatisfied 6 Don't know/refused

12. Which high school is this student most likely to attend?

- 1 JDHS/Juneau-Douglas 3 Other _____
2 Thunder Mountain 4 Don't know/refused

13. What are the two most important factors in the decision of which high school your children will attend? (Do not read; Probe for two factors.)

- 1 Location 5 Friends 9 Teachers 13 New facility
2 Curriculum 6 Sports/activities 10 Siblings 14 Other _____
3 Themed academies 7 Learning communities 11 General studies _____
4 Specific programs/classes 8 Special ed/needs 12 Student's decision 15 Don't know/refused

14. Overall, are you very confident, somewhat confident, somewhat unconfident or very unconfident in your children's middle school?

- 1 Very confident 3 Somewhat unconfident 7 Neutral
2 Somewhat confident 4 Very unconfident 8 Don't know/refused

GRADES 9-12

15. How many children in your household are currently enrolled in 9th through 12th grade?

- # _____ children (if 0, skip to Q26) 1 Don't know/refused (skip to Q26)
(if 1, skip to Q15a)
(if 2+ I'm going to ask you about your oldest high school student first.)

15a. Which high school does he or she attend?

- 1 JDHS/Juneau-Douglas 3 Ya'Koos 5 Don't know/refused
2 Thunder Mountain 4 Other _____

24a. Why aren't you satisfied with the later school start time? (Do not read, check all that apply)

- | | | |
|--|---|--|
| <input type="checkbox"/> 1 Sports/activities | <input type="checkbox"/> 5 Transportation | <input type="checkbox"/> 08 Promotes laziness/irresponsibility |
| <input type="checkbox"/> 2 After school job | <input type="checkbox"/> 6 Child/sibling care | <input type="checkbox"/> 09 Less sleep/stay up late |
| <input type="checkbox"/> 3 Not enough time for homework | <input type="checkbox"/> 7 Disruptive to home/family life | <input type="checkbox"/> 10 Don't know/refused |
| <input type="checkbox"/> 4 Poor preparation for real life/future | <input type="checkbox"/> 11 Other _____ | |

GRADUATES

26. Did any children in your household graduate from the Juneau School District in 2009 or 2010?

(if yes, how many? If no enter zero)

- # _____ children (if 0, skip to Q31) Don't know/refused (skip to Q31)
(if 1, skip to Q27)
(if 2+, I'm going to ask you about the oldest graduate first)

27. What was their main activity in the year following graduation? Did they go to college, get a job, attend training, join the military, or do something else? (Check only one.)

- | | | |
|------------------------------------|-------------------------------------|---|
| <input type="checkbox"/> 1 College | <input type="checkbox"/> 3 Training | <input type="checkbox"/> 5 Don't know/refused |
| <input type="checkbox"/> 2 Job | <input type="checkbox"/> 4 Military | <input type="checkbox"/> 6 Other _____ |

28. Do you feel the Juneau School District prepared your student very well, well, adequately, poorly or very poorly for their life after graduation? (Read 1-5)

- | | | |
|--------------------------------------|---------------------------------------|---|
| <input type="checkbox"/> 1 Very well | <input type="checkbox"/> 3 Adequately | <input type="checkbox"/> 5 Very poorly |
| <input type="checkbox"/> 2 Well | <input type="checkbox"/> 4 Poorly | <input type="checkbox"/> 6 Don't know/refused |

IF 1 GRADUATE, SKIP TO Q31

29. What was the main activity of the second graduate in the year following graduation? Did they go to college, get a job, attend training, join the military, or do something else? (Check only one.)

- | | | |
|------------------------------------|-------------------------------------|---|
| <input type="checkbox"/> 1 College | <input type="checkbox"/> 3 Training | <input type="checkbox"/> 5 Don't know/refused |
| <input type="checkbox"/> 2 Job | <input type="checkbox"/> 4 Military | <input type="checkbox"/> 6 Other _____ |

30. Do you feel the Juneau School District prepared this student very well, well, adequately, poorly or very poorly for their life after graduation?

- | | | |
|--------------------------------------|---------------------------------------|---|
| <input type="checkbox"/> 1 Very well | <input type="checkbox"/> 3 Adequately | <input type="checkbox"/> 5 Very poorly |
| <input type="checkbox"/> 2 Well | <input type="checkbox"/> 4 Poorly | <input type="checkbox"/> 6 Don't know/refused |

NON-GRADUATES

31. Did any children in your household leave the Juneau School District in 2009 or 2010 without graduating?

- | | | |
|--------------------------------|---|---|
| <input type="checkbox"/> 1 Yes | <input type="checkbox"/> 2 No (skip to Q33) | <input type="checkbox"/> 3 Don't know/refused (skip to Q33) |
|--------------------------------|---|---|

32. What was the main reason they left without graduating? (Do not read, check only one)

- | | | |
|---|---|---|
| <input type="checkbox"/> 1 Get a job | <input type="checkbox"/> 3 Transfer to different district | <input type="checkbox"/> 5 Other _____ |
| <input type="checkbox"/> 2 Have a child | <input type="checkbox"/> 4 Join the military | <input type="checkbox"/> 6 Don't know/refused |

IF NO children currently in school skip to Q37

ALL RESPONDENTS

[Read] I have just a few more questions.

33. Which of the following are the best ways for you to receive information from your children's teachers? (Read 1-4, check all that apply, probe)

- 1 Letters sent home 5 Don't know/refused
2 Email 6 Other _____
3 Teacher phone calls
4 Parent/teacher conferences

34. Which of the following are the best ways for you to receive information from the Juneau School District office?

(Read 1-7, check all that apply, probe)

- 1 Letters sent home 4 Parent/teacher conferences 7 Newspaper
2 Email 5 School District website 8 Don't know/refused
3 Automated phone calls 6 Radio 9 Other _____

35. Do you have a computer or other device with internet access in your home?

- 1 Yes 2 No 3 Don't know/refused

36. Overall do you feel very informed, somewhat informed, or not informed about your children's education?

- 1 Very informed 4 Don't know/refused
2 Somewhat informed
3 Not informed

37. Overall, are you very confident, somewhat confident, somewhat unconfident or very unconfident in the Juneau School District?

- 1 Very confident (skip to Q38) 3 Somewhat unconfident 5 Neutral (skip to Q38)
2 Somewhat confident (skip to Q38) 4 Very unconfident 6 Don't know/refused (skip to Q38)

37a. Why aren't you confident in the Juneau School District?

- 1 Don't know/refused
-
-

38. The Juneau School District has a one-hour early release every other Monday in its schools. Do you understand the purpose behind that practice?

- 1 Yes
2 No/Don't know → READ: The purpose is so that teachers can have regular collaboration time during the normal school day to look at individual student data and class work and discuss instructional strategies to help improve student achievement.
3 Refused

39. How many people, including children, presently live in your household?

- # _____ people 1 Don't know/refused

40. What is the highest level of education you've had the opportunity to obtain? (Do not read.)

- 01 High school degree or less 05 Don't know
02 Some college/Associate's/Certificate/Trade school 06 Other _____
03 Bachelor's 07 Refused
04 Master's/PhD/Professional degree (lawyer/doctor)

41. Which racial or ethnic group do you most closely identify yourself with?

(do not read, check all that apply)

- | | | |
|--|--|--|
| <input type="checkbox"/> 1 White | <input type="checkbox"/> 4 Black or African-American | <input type="checkbox"/> 7 Native Hawaiian or Pacific Islander |
| <input type="checkbox"/> 2 Alaska Native | <input type="checkbox"/> 5 Hispanic or Latino | <input type="checkbox"/> 8 Don't know/ref. |
| <input type="checkbox"/> 3 American Indian | <input type="checkbox"/> 6 Asian | <input type="checkbox"/> 9 Other _____ |

Thank you for participating in this important project!

42. Gender (DO NOT ASK)

- | | | |
|---------------------------------|-----------------------------------|------------------------------------|
| <input type="checkbox"/> 1 Male | <input type="checkbox"/> 2 Female | <input type="checkbox"/> 3 Unknown |
|---------------------------------|-----------------------------------|------------------------------------|